

# Single Mode Dual Window Wideband Couplers

## Features:

- Low Loss
- Low WDL
- Ultra Low PDL
- High Directivity
- Mini-Size Package

## Applications:

- Telecommunications
- CATV System
- Test Equipment
- Network Monitoring



## Specifications<sup>1</sup>:

Parameter	Unit	Grade "A"							
Central Wavelength ( $\lambda_c$ )	nm	1310 & 1550							
Bandwidth	nm	+/- 40							
Coupling Ratio <sup>2</sup>	%	1/99	2/98	3/97	5/95	10/90	50/50		
Directivity	Min.	dB	1×2 Type: 50						
			2×2 Type: 65						
Insertion Loss	Max.	dB	21.5/0.25	19.0/0.30	17.5/0.35	15.0/0.35	11.1/0.6	3.6/3.6	
PDL	Max.	dB	0.15						
Uniformity	Max.	dB	0.7						
Thermal Stability	Max.	dB/°C	0.002						
Fiber Length	Min.	m	1.0 meter, or on request						
FiberType	SMF-28, 250 $\mu$ m bare fiber, 900 $\mu$ m loose tube, 2mm or 3mm cable								
Operating Temperature		°C	0~70						
Storage Temperature		°C	- 40~85						
Package	See table1								

1. Values referenced without connectors.
2. Other coupling ratios are also available.

**Dimension:**

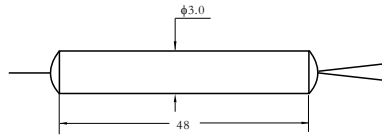


Figure 1. Package for 250 μm fiber

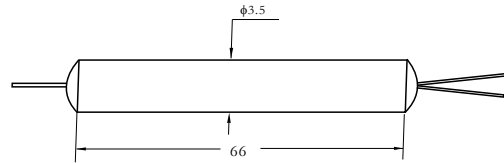


Figure 2. Package for 900 μm fiber

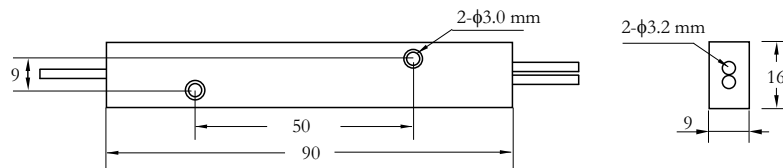


Figure 3. Package for 3mm Cable

	250μm bare fiber	900μm loose tube	2mm or 3mm cable
Standard	1: φ 3.0 × 48mm	2: φ 3.5 × 66mm	3: 90×16×9mm
Mini Size	4: φ 3.0 × 48mm	5: φ 3.0 × 52mm	

Table 1

**Order Information:**

SDWC -  $\frac{X}{A}$  -  $\frac{XXXX}{B}$  -  $\frac{XXXX}{C}$  -  $\frac{XXX}{D}$  -  $\frac{XX}{E}$  -  $\frac{X}{F}$  -  $\frac{X}{G}$

A	Grade	A=Grade "A"
B	Central Wavelength	1315=1310 & 1550 nm
C	Fiber Type	250S=250 μm bare fiber
		900L=900 μm loose tube
		2000=2mm cable
		3000=3mm cable
D	Type	1×2=1 × 2
		2×2=2 × 2
E	Tap Ratio	01=01/99
		10=10/90
		50=50/50
F	Package Type	1=Package 1
		⋮
		5=Package 5
G	Connector	N=W/O connector
		Y=With connector <sup>1</sup>

1. Please specify the type of connector when ordering if connector is required.