

Single Mode Single Window Monolithic Couplers

Features:

- Ultra-compact Version
- Low WDL
- Ultra Low PDL
- High Directivity
- Environmentally Stable

Applications:

- Telecommunication Systems
- CATV System
- LAN, WAN Systems
- Fiber Optic Instruments and Sensors



Specifications¹:

Parameter	Unit	Grade "A"
Central Wavelength (λ_c)	nm	1310 or 1550
Bandwidth	nm	+/- 40
Port Configuration		1x3 1x4
Coupling Ratio ²	%	33:33:33 25:25:25:25
Insertion Loss	Max. dB	5.6 7.2
WDL	Max. dB	0.6
Uniformity	Max. dB	1.0 1.2
PDL	Max. dB	0.1
Directivity	Min. dB	50
Thermal Stability	Max. dB/°C	0.002
Fiber Length	Min. m	1.0 meter, or customer on request
Fiber Type		Corning SMF-28, 250 μ m
Operating Temperature	°C	0~70
Storage Temperature	°C	- 40~85
Package		See table1

1. Values referenced without connectors.
2. Other coupling ratios is also available.

Dimension:

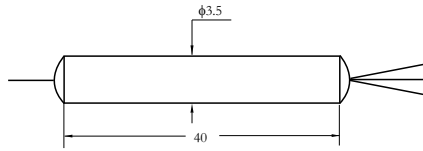


Figure 1. Package for 250 μm fiber

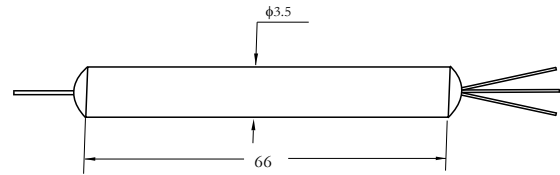


Figure 2. Package for 900 μm fiber

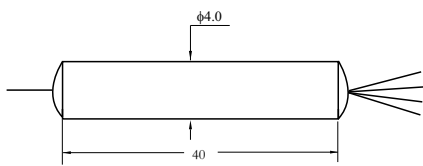


Figure 3. Package for 250 μm fiber

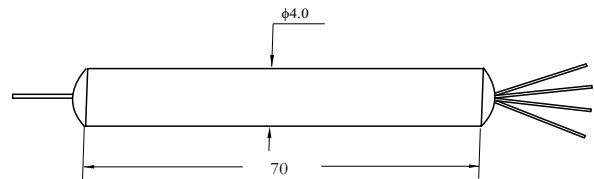


Figure 4. Package for 900 μm fiber

	250μm bare fiber	900μm loose tube
1×3	1: φ 3.5 × 40mm	2: φ 3.5 × 66mm
1×4	3: φ 4.0 × 40mm	4: φ 4.0 × 66mm

Table 1

Order Information:

SSWC - M - XXXX - XXXX - XXX - XX - X - X
A B C D E F G

A	Grade	M=Monolithic
B	Central Wavelength	1310=1310 nm
		1550=1550 nm
C	Fiber Type	250S=250 μm bare fiber
		900L=900 μm loose tube
D	Port Configuration Type	1×3=1 × 3
		1×4=1 × 4
E	Tap Ratio	33=33/33/33
		25=25/25/25/25
F	Package Type	1=Package 1
		2=Package 2
G	Connector	N=W/O connector
		Y=With connector ¹

1. Please specify the type of connector when ordering if connector is required.